


**THOMSONS
UNVEIL THE '82
T-LINE
LOOK.**



THOMSONS T-LINE

RIGHT FOR YOU IN '82.
RIGHT FOR YOU IN '82.
RIGHT FOR YOU

If any criticism could have been applied to Thomsons over the years it might have been 'conservative'. No bad thing in itself, because it suggests a reluctance to make change just for the sake of change. Thomsons don't believe in keeping up with the Joneses with a frippery here and a frill there.

But now we've left all these Joneses light years behind with the G.L.S. T-Line Range for 1982.

Look at our 1982 look. Check the 1982 finish.

A total T-Line re-think for the arduous 80s with an emphasis on lightness and brightness.

New, bright, light interiors. Better insulation too, to help you save with heating.

Side and end frames packed with polystyrene for efficient insulation and lightness of construction.


Purl Deck flooring with built-in insulation and moisture barrier. New Hi-line gas chests.

Double glazed green tinted windows and bright vinyl ceiling.

New soft edge profile with distinctive flow-line all-round decal in rural greens.



STYLE



That's what we call constructive! Modifications that mean you save, and save again. On heating. On maintenance. And on bother.

Innovations aplenty—yet the tried and tested shape remains recognisable and proudly "T-Line".

Now step inside. . . .



MINI-GLEN GLS—9'6"—2-berth.
Double dinette at front. Rear kitchen and toilet compartment.

GLEN 2 GLS—11'9"—2 single berths
with rear kitchen and toilet compartment.

GLENDALE
berths with r
compartment

N '82.

We've so much to tell you about T-Line in 1982 we almost forgot to mention that all T-Line models for 1982 are mounted on rust-proofed B & B chassis equipment, with Auto reverse system and radial ply tyres. Polystyrene insulation for sides, ends and floor, and courtelle roof insulation. In addition to the usual lighting arrangement of gas and Fluorescent strip lights, spot lights are supplied



T-LINE

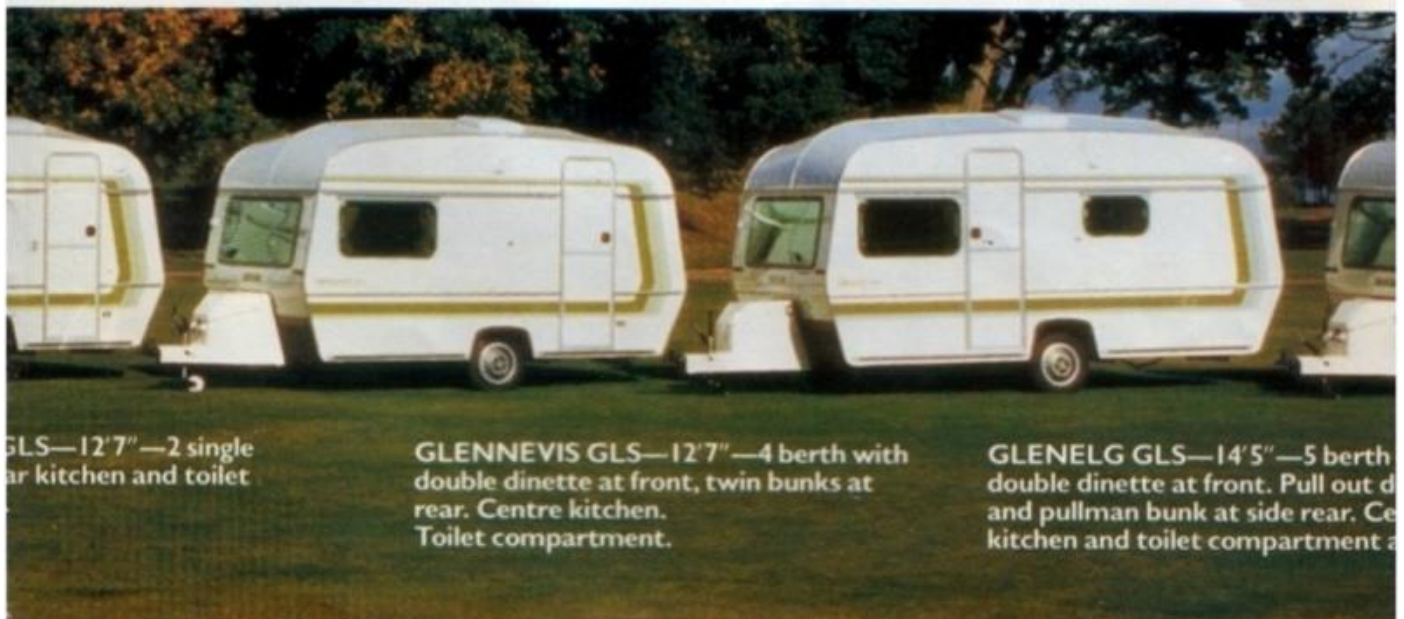
DETAIL

as standard in all models. And fly screens.

However bold the exterior may be, the interiors too have been completely re-designed. Every model has acrylic double glazing tinted windows; thermostatically controlled, new look, Carver space heater; 2 cu.ft. refrigerator (1 cu.ft. in Mini Glen and Glennevis); combined stainless steel sink and drainer with boiling rings; grill and oven; roller blind at kitchen; quality curtains; vanity unit with drop down wash hand basin in toilet; and fire extinguisher as standard.

Teak furniture has been replaced by Panelled Maple—light, lasting, and sure to draw the approving glances.

Other refinements include formed tables and work tops in Formica—nothing



GLS—12'7"—2 single
berths, kitchen and toilet

GLENNEVIS GLS—12'7"—4 berth with
double dinette at front, twin bunks at
rear. Centre kitchen.
Toilet compartment.

GLENELG GLS—14'5"—5 berth
double dinette at front. Pull out
dinettes and pullman bunk at side rear. Centre
kitchen and toilet compartment

second best for Thomsons.

Swept-in bed fronts and wrap-round pelmet shelving are practical and attractive. Even the



T-LINE
WORKMANSHIP

table has a honeycomb centre for easy handling.

Lastly we'd like to linger on the upholstery. Unashamedly deep-buttoned with ruched edging. Seats that are the ultimate in comfort and lounging luxury—



T-LINE
FABRICS

you'll want to take them home with you!



For 1982 each and every one of the seven models in the T-Line range carries the ultimate mark of distinction—GLS. Not a label cheaply or easily earned, for GLS means Grand Luxe Special. One look will tell you that Thomsons, this careful Scottish Company with 75 years experience in the caravan trade, don't apply such glowing adjectives lightly. Not with their reputation.

T-LINE
INNOVATION

With Thomson T-Line GLS means just what it says. De Luxe and Special. The Glen range for this season emphasises, over and over again, the Thomson insistence on quality, finish and practical fittings. Prices are realistic and there are no hidden extras. They represent real value for money in these days of cost cutting and penny pinching—so much the stock in trade of the non-specialist conglomerate. Thomson business is caravan business and as such their T-Line name has over the decades grown synonymous with quality, perfection and durability.



Ask any experienced caravanner.

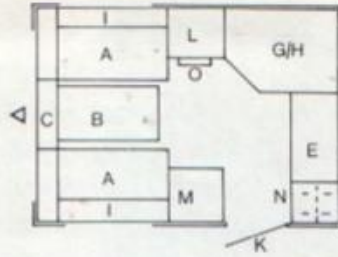


with double tre rear.

GLENALMOND GLS—15'7" —4 berth with two singles at rear. Double dinette at front. Centre toilet compartment. Centre kitchen.

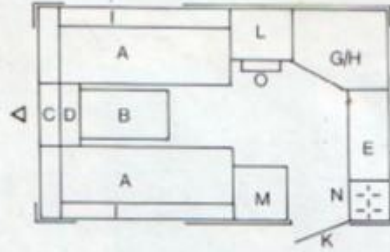
GLENEAGLE GLS—17'4½" —4 berth with 2 singles at front, double dinette at centre, rear kitchen and toilet and shower compartment.

**MINI GLEN
GLS**

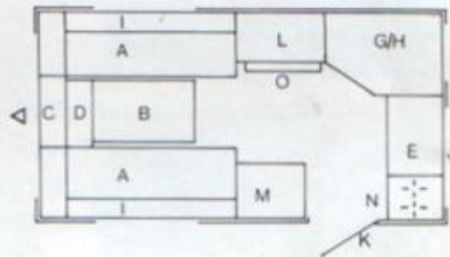


- A Dinette Seat
- B Clip on Dinette Table
- C Roof Locker Storage
- D Cupboard Drawer Unit
- E Sink Cooker Unit
- F Pullout Bed
- G Toilet Compartment
- H Vanity Tip Up Basin
- I Shelves
- J Roller Blind
- K Door
- L Wardrobe
- M Refrigerator
- N Oven
- O Space Heater
- P Single Bed Dinette
- Q Pullman Bunk

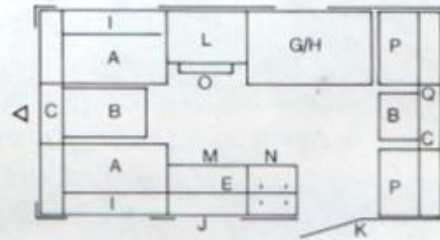
**GLEN 2
GLS**



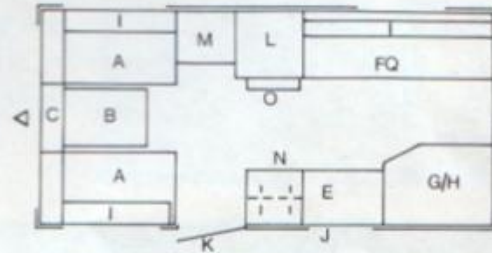
**GLENDALE
GLS**



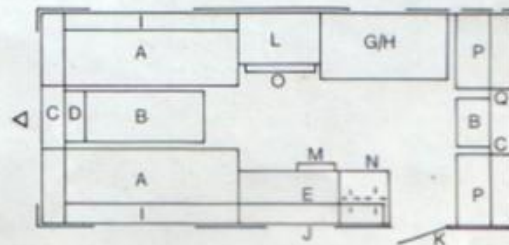
**GLENNEVIS
GLS**



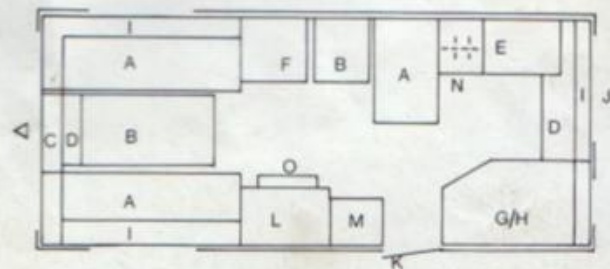
**GLENELG
GLS**



**GLENALMOND
GLS**



**GLENEAGLE
GLS**



	MINI GLEN G.O.S.	GLEN 1000	GLENHALL G.O.S.	GLENHALL VINT G.O.S.	GLENHALL G.O.S.	GLENHALL HOLIDAY G.O.S.	GLENHALL G.O.S.
● Supplied N/A Not Available OX Optional Extra							
B & B Independent Suspension on Hi-Dri Rust-Proofed Steel Chassis	●	●	●	●	●	●	●
Sigma Automatic "Back-Up" Coupling	●	●	●	●	●	●	●
Shower Unit	N/A	N/A	OX	OX	OX	OX	OX
Insulation Throughout (including roof)	●	●	●	●	●	●	●
Gas Cylinder Chest Fairing & Stoneguard	●	●	●	●	●	●	●
Rear Fog Lamps	●	●	●	●	●	●	●
Heavy Duty Rubber Strakes	●	●	●	●	●	●	●
Awning Channel—Both Sides	●	●	●	●	●	●	●
Acrylic Double Glazed Windows	●	●	●	●	●	●	●
Exterior Awning Light	●	●	●	●	●	●	●
Double Acrylic Roof Ventilators with fly screens	●	●	●	●	●	●	●
Carver Flued Heater SBE1800 (Mini Glen S.1800)	●	●	●	●	●	●	●
Optimas Oven in lieu of Fitted Vanessa Oven	OX	OX	OX	OX	OX	OX	OX
Refrigerator Fitted	1 cu ft	2 cu ft	2 cu ft	1 cu ft	2 cu ft	2 cu ft	2 cu ft
Carver Cascade Hot Water System	OX	OX	OX	OX	OX	OX	OX
Gas Lighting	1	1	1	1	1	1	1
12 volt Interior Lighting	3	3	3	3	4	4	4
Spot Lites	2	2	2	2	2	2	2
Combined Sink/Hotplate in Stainless Steel	●	●	●	●	●	●	●
Electric Water Pump	●	●	●	●	●	●	●
Basic Sleeping Accommodation	2	2	2	4	5	4	4
Optional Extra Sleeping Accommodation	N/A	N/A	N/A	N/A	N/A	+2	+2
5" deep Poly Foam Cushions	●	●	●	●	●	●	●
Velour Style Upholstery	●	●	●	●	●	●	●
Cut Pile Carpeting	●	●	●	●	●	●	●
Luxury Curtains	●	●	●	●	●	●	●
Scatter Cushions	2	2	2	4	4	4	4
Roller Blind at Kitchen	●	●	●	●	●	●	●
Washable Vinyl Paneling	●	●	●	●	●	●	●
Washbasin, Faucet & Light in Toilet plus Vanity Cabinet	●	●	●	●	●	●	●
Mains Electric	OX	OX	OX	OX	OX	OX	OX
Full Compliance with British Standards 4626 (1970)	●	●	●	●	●	●	●
Overall (Shipping) Length (including drawbar)	12'9" 3886mm	15'3/4" 4660mm	16'0" 4877mm	16'0" 4877mm	17'10" 5436mm	19'1/2" 5829mm	20'9/16" 6338mm
Body Length	9'6" 2896mm	11'9" 3581mm	12'7" 3835mm	12'7" 3835mm	14'5" 4394mm	15'7" 4750mm	17'4 1/2" 5296mm
Body Width	6'11 1/2" 2121mm	6'11 1/2" 2121mm	6'11 1/2" 2121mm	6'11 1/2" 2121mm	6'11 1/2" 2121mm	6'11 1/2" 2121mm	7'4 1/2" 2248mm
Overall Height	7'8" 2337mm	8'1" 2464mm	8'0 1/2" 2451mm	8'0 1/2" 2451mm	8'1" 2464mm	8'0 1/2" 2451mm	8'4" 2540mm
Delivered Weight	12 1/2 cwt 640 kg	14 1/2 cwt 720 kg	14 1/2 cwt 740 kg	15 1/2 cwt 780 kg	15 1/2 cwt 800 kg	18 1/2 cwt 940 kg	21 1/2 cwt 1103 kg
Maximum Gross Weight	15 1/2 cwt 800 kg	17 1/2 cwt 890 kg	17 1/2 cwt 890 kg	18 1/2 cwt 935 kg	18 1/2 cwt 959 kg	22 cwt 1124 kg	25 1/2 cwt 1300 kg
Radial ply tyres & rim size	155SR13 LP1207	155SR13 LP1207	155SR13R LP1207	155SR13R LP1207	155SR13R LP1207	185HR13 LP1207	185SR14R LP9931
Tyre Pressures	34 psi	34 psi	39 psi	39 psi	39 psi	35 psi	42 psi
Recommended Nose Weight (without cylinders) lb.	80-90 lbs	90-100 lbs	110-140 lbs	100-120 lbs	100-120 lbs	140-155 lbs	150-180 lbs
Tow Ball Height (Middle of ball, car laden)	14"	14"	14"	14"	14"	14"	16"

Thomson's (Carron) Ltd. reserve the right to alter or amend specification.

THOMSON T.LINE

— right to a T.

CARRON, FALKIRK, FK2 8ED, SCOTLAND
TELEPHONE 0324 562202.

T.LINE PRICE LIST

1982 SEASON
Thomson (Carron) Ltd

OCTOBER 1981

LENGTH	MODEL	BERTHS		V.A.T.	RECOMMENDED RETAIL PRICE INCLUDING 15% V.A.T.
9'6"	MINI GLEN	GLS	2	£463.50	£3553.50
11'9"	GLEN 2	GLS	2	£496.50	£3806.50
12'7"	GLENDALE	GLS	2	£516.00	£3956.00
12'7"	GLENNEVIS	GLS	4	£516.00	£3956.00
14'5"	GLENELG	GLS	5	£567.00	£4347.00
15'7"	GLENALMOND	GLS	4/6	£597.00	£4577.00
17'4½"	GLENEAGLE	GLS	4/6	£669.00	£5129.00

FACTORY FITTED OPTIONAL EXTRAS

OPTIMUS OVEN IN LIEU OF FITTED VANESSA OVEN	£9.75	£74.75
CARVER CASCADE WATER HEATER	£42.75	£327.75
SHOWER UNIT (excluding Mini Glen & Glen 2 GLS)	£17.25	£132.25
WATER TANK	£9.00	£69.00
MAINS ELECTRIC: 2 x 13 amp switch/sockets 1 x 3' fluorescent light 1 x Linolight	£25.50	£195.50
PULLMAN BUNK (Glenalmond & Gleneagle)	£10.20	£78.20

THE MANUFACTURERS RESERVE THE RIGHT TO ALTER PRICES AT ANY TIME. IN NORMAL CIRCUMSTANCES ANY SUCH ALTERATION WILL BECOME EFFECTIVE ON ALL INVOICES ISSUED AFTER THE DATE OF SUCH ALTERATION.

Thomson quality **THOMSON T.LINE** — right to a T.

CARRON, FALKIRK FK2 8ED, SCOTLAND.
TELEPHONE 0324 562202