


tour with Thomson **LINE** Caravans



**TOUR WITH
THOMSON
T-LINE CARAVANS
'69**

Go Gay '69 – the T-Line way – with your very own Thomson caravan. Choose one of these models of widespread renown. Stop, stay, go away, free to go where you will and still have the luxury of home.

Have fun exploring sun drenched shores or heather clad moors – and enjoy the companionship of new found friends.

Go gay – the T-Line way – with your very own Thomson caravan, designed to fulfil your every need, built to give you the ultimate in luxury and service. Thomsons combine over half a century of caravan experience and craftsmanship with modern techniques to give you this superlative range of travel trailers.

Go gay '69 – the T-Line way.

1 2
3 4 5



1. What's in a name? All that could be desired in caravan quality is synonymous with the name of Thomson, yet there's something that's extra special about T-Line, yes it's the original and indisputable hallmark of quality, reliability and style.

2. See the attractive wheel trims which set the finishing touches to your very own Thomson Caravan. Another bonus feature of the T-Line range - and, at no extra charge!



3. The Thomson T-Line factory covering 130,000 sq. ft. is situated in 28 acres of land on the outskirts of Falkirk in Central Scotland.



4. Craftsmen at work, putting the finishing touches to another batch of T-Line caravans. The factory production exceeds 120 units per week.



5. Another shipment of T-Line caravans awaiting distribution at a European port, just one of many regularly made by Thomsons.



T-LINE



glen

mini glen



w wardrobe sb single bed
db double bed bb bunk bed



w wardrobe c cupboard
db double bed tt toilet

£350

£310

Recommended price does not include delivery charge

The colour illustration shows the kitchen – forward dining area, above which the bunk bed is mounted at night-time. In the foreground is the double dinette bed and on left is a king sized wardrobe, which answers clothes storage problems adequately.

glen



Second smallest in the T-Line range, yet the luxury GLEN accommodates four in comfort, excellent design ensuring that every inch of space is used to best advantage.

The new upholstery enhances an already beautiful caravan, which can be towed with ease, by the small family car in the 1000 cc. power range.

The kitchen unit embodies all the fine features of the larger caravans, with the toilet compartment and wardrobe on right, as shown below. Double dinette bed appears in foreground.

mini glen



Introducing the superb 1969 Thomson range! The MINI GLEN for two persons, specifically styled to meet the requirements of the small car owner, this exciting caravan weighs only 8½ cwts. Its ten-inch wheels are interchangeable with those of the original British minicars and its weight only 75% of theirs – well within the limits considered ideal by the experts. In spite of its modest dimensions, the MINI GLEN is built to the same excellence of design and finish.

T-LINE



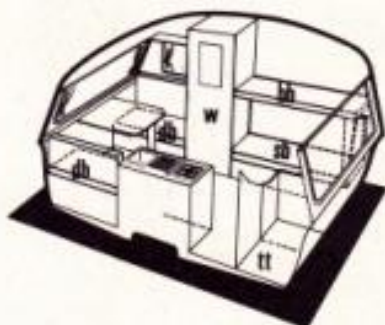
glendale

glennevis



w wardrobe
sb single bed
tt toilet
fc fridge cupboard

£420



w wardrobe
tt toilet
db double bed
bb bunk bed
sb single bed

£430

Recommended price does not include delivery charge

Looking towards the rear, the kitchen unit which houses sink/drain in gleaming plastics, and hot plate with grill, is compactly fitted. On the left the toilet and wardrobe with single beds in foreground.

glendale



Designed to sleep two people, the **GLENDALE** will seat six in comfort for dining and entertaining. The attractively grained wall panels in polished natural wood, tastefully complemented by the fitted carpet and rich upholstery, are characteristic features of all T-Line models.

The illustration shows the fine kitchen unit with wall lockers in easy reach. The toilet compartment is situated near the door and on left the single bed at the rear.

glennevis

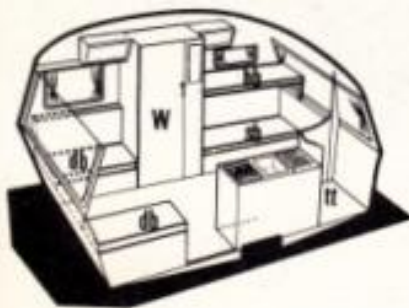


This particularly ingenious Thomson lightweight features four berths, a substantial wardrobe and excellent kitchen equipment, which includes a gas hotplate, sink and draining board. Like most T-Line models, the forward section can be readily curtained off from the rear section, giving two separate apartments; the full width "lowline" windows enable all occupants to enjoy to the utmost, the charm of their surroundings whilst relaxing in T-Line luxury.

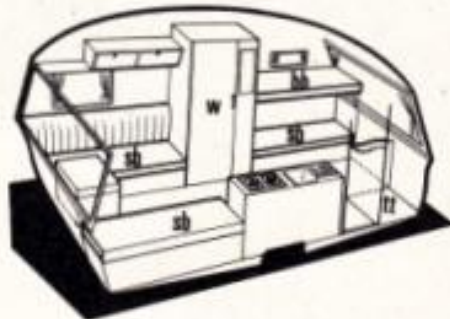
T-LINE



glenelg glenalmond 7



w wardrobe db double bed
 sb single bed bb bunk bed
 tt toilet



w wardrobe tt toilet
 sb single bed bb bunk bed

£455

£495

Recommended price does not include delivery charge

The kitchen unit is fully equipped with gas hotplate, sink/drain, and storage cupboards. At the rear, the toilet compartment occupies a discreet corner position. In the foreground part of the forward double dinette bed is shown.

glenelg



The popular GLENELG features a novel bunk bed arrangement, welcomed by all for its space saving value – one more example of T-Line research and planning. Towed by the average family car, this caravan makes a superb holiday home for four or even five with the optional double bed extension.

The chest of drawers at the front provide the mounting for the table which makes a king sized dining area. The illustration shows the forward single beds below generous roof locker accommodation, kitchen unit with wardrobe on right.

g/almond 7

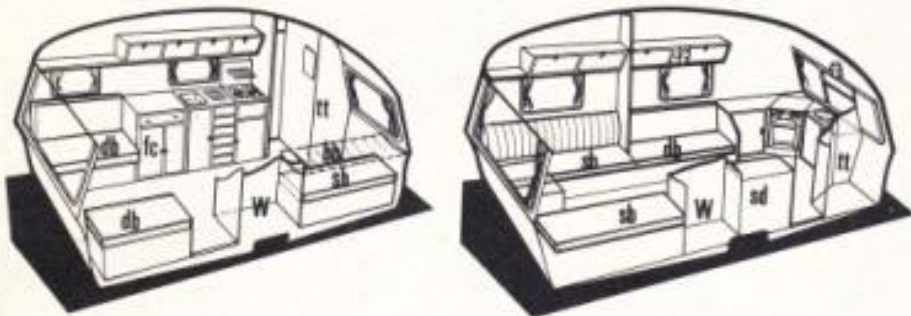


The new T-Line model, GLENALMOND 7 has been designed with all the latest technical advances and offers unbeatable value. Its splendid equipment, plus the added advantage of being able to sleep seven people in comfort, with the optional bunk beds available to order, must win it many friends.

T-LINE



glenmore gleneagle



w	wardrobe	db	double bed	sb	single bed	w	wardrobe
sb	single bed	bb	bunk bed	tt	toilet	sd	sideboard
tt	toilet	fc	fridge cupboard	db	double bed		

£495

£600

Recommended price does not include delivery charge

The kitchen unit has all the T-Line amenities plus bonus working surface and fridge compartment with a decorative finish of natural timber and plastics surfacing. Part of front double dinette shows on left of illustration.

At the rear, a large gas cooker is built into the delightful kitchen unit. The self-contained toilet compartment stands on right next to doorway. On left, the double bed with wardrobe opposite, and single beds at front.

glenmore



The unique GLENMORE, a truly international caravan, has the added advantage of doors on each side, a feature welcomed by travellers in foreign parts. Designed to sleep four, the GLENMORE can be readily adapted to sleep five by the addition of the optional bed tray and mattress, without suffering the disadvantage of restricted day-time floor space.

gleneagle



GLENEAGLE, big brother of the Thomson family, can only be described in superlatives. Beautiful upholstery, up-to-the-minute-style gas lighting, king-sized wardrobe, wonderful cooking facilities, oven cooker too - an ultra spacious holiday home for four or more. Super luxurious, it may well be your T-Line choice.

THOMSON **T-LINE** caravans

Thomsons (Carron) Limited Carron Falkirk Scotland

Caravan Manufacturers approved by
National Caravan Council

Phones: Larbert (OFA45) 2202 Cables: Caravans, Falkirk

The issue of this folder does not constitute an offer, and sales are conditional upon terms of business and express warranty issued by the makers of the caravans. Standard equipment includes carpet, mattresses and curtains. Whilst every effort is made to maintain the specifications appearing herein, the manufacturers reserve the right to alter these as conditions demand.

T-Line bonus features	Mini-glen	Glen	Glendale	Glennavis	Glenelg	Glenalmond7	Glenmore	Gleneagle
B & B Independent Suspension	●	●	●	●	●	●	●	●
Full Frame channel steel chassis	●	●	●	●	●	●	●	●
Hydraulic damper coupling		●	●	●	●	●	●	●
Telescopic jockey wheel	●	●	●	●	●	●	●	●
Gas cylinder carrier		●	●	●	●	●	●	●
Full road lighting and number plate	●	●	●	●	●	●	●	●
7-pin connector and socket for car	●	●	●	●	●	●	●	●
Plywood interior panels Natural Grain	●	●	●	●	●	●	●	●
20G Aluminium panels	●	●	●	●	●	●	●	●
Mineral wool insulation	●	●	●	●	●	●	●	●
Poulard awning channel	●	●	●	●	●	●	●	●
Electric interior light	●	●	●	●	●	●	●	●
Fitted carpet	●	●	●	●	●	●	●	●
5" Deep polyfoam mattresses	●	●	●	●	●	●	●	●
Gas supply point	●	●	●	●	●	●	●	●
Water pump	●	●	●	●	●	●	●	●
Overall length	12 ft	13 ft 6 in	15 ft 6 in	15 ft 6 in	16 ft 6 in	18 ft 6 in	18 ft 6 in	20 ft 3 in
Overall width	6 ft	6 ft 3 in	6 ft 6 in	6 ft 6 in	6 ft 6 in	6 ft 6 in	6 ft 6 in	7 ft 3 in
Overall height	7 ft 6 in	7 ft 10 in	8 ft	8 ft	8 ft	8 ft 3 in	8 ft 3 in	8 ft 6 in
Body length	9 ft	10 ft 6 in	12 ft 3 in	12 ft 3 in	13 ft 3 in	15 ft	15 ft	17 ft
Delivered weight	8½ cwts	10 cwts	12½ cwts	12½ cwts	13½ cwts	15 cwts	15 cwts	18 cwts
Tyre size	520 x 10	520 x 13	590 x 13	590 x 13	590 x 13	640 x 15	640 x 15	640 x 15 6 ply
Tow ball height (middle of ball—car laden)	14 in	14 in	15 in	15 in	15 in	15 in	15 in	16 in